

A stylized graphic in black and white on a red background. It depicts a hand plugging a cable into a wall outlet. The hand is represented by a black silhouette with the word 'CLIPSAL' in white. The wall outlet is a white silhouette with the word 'ELECTRICAL' in black. The cable is a black line with the word 'ACCESSORIES' in white. The entire graphic is set against a red background.

**CLIPSAL**

**ELECTRICAL**

**ACCESSORIES**

**GERARD  
INDUSTRIES  
LIMITED**

---

**PARK TERRACE, BOWDEN, SOUTH AUSTRALIA**



# Clipsal

## ELECTRICAL ACCESSORIES

### introduction

The Clipsal range needs no introduction to the electrical industry. Clipsal quality and service have become synonymous in the factory, home and office with the highest attainable standards.

In the pages that follow you will find, from the comprehensive Clipsal range, the electrical accessories that best serve your needs—accessories conceived, designed and marketed expressly for Australian conditions.

Behind the Clipsal flow of products is a policy which, for over forty years, has pioneered and helped develop the Australian electrical accessory industry in all its basic functions.


Clipsal products have always been manufactured strictly to the specifications of the Standards Association of Australia, and an ample margin of safety has been provided over and above these rigid demands. Long life and efficient performance have thus become the hallmark of Clipsal.

Clipsal employs 300 personnel who work in ultra modern surroundings in 80,000 square feet of factory area. Australian raw materials are used in all components essential to the Clipsal range.

The industry at large by supporting Clipsal has shown practical recognition of this pioneering to such an extent that we now manufacture the most complete range of accessories in the Commonwealth.

We are grateful for this recognition from all quarters, and particularly to our wholesale distributors and architects upon whose continued and growing support we place the highest value.

To further assist the electrical trade generally, we are continually conducting research into the design of new products. It is our sincere wish that the fruits of this work will yield a profitable harvest to all who are associated with us.





## INTRODUCTION

We feel sure you will be more than amply rewarded for placing your confidence in Clipsal products and techniques.

You can obtain full information regarding Clipsal products from any of our accredited representatives listed below. You may also contact our representatives or us direct, for samples of any Clipsal products in which you are interested. Please do not hesitate to avail yourself of these facilities.

## BRANCH OFFICES AND AGENTS

### AUSTRALASIA

#### VICTORIA

Gerard Industries Pty. Ltd.,  
149 Leicester Street,  
CARLTON  
'Phone 34 2686

#### NEW SOUTH WALES

Gerard Industries (N.S.W.) Pty. Ltd.  
63 Sydenham Road,  
MARRICKVILLE  
'Phone 51 3139, 51 5727

#### QUEENSLAND

Gerard Industries (Qld.) Pty. Ltd.,  
133 Fortescue Street,  
BRISBANE  
'Phone 2 3768, 2 3769

#### TASMANIA

Littler and Collins,  
24 Wellington Street,  
LAUNCESTON  
'Phone 2 4292  
and  
36 Collins Street,  
HOBART  
'Phone 2 6703

#### WESTERN AUSTRALIA

James Balfour & Co. Pty. Ltd.  
297 Wellington Street,  
PERTH. 'Phone 23 1081

## OVERSEAS

Clipsal agents have been appointed in a number of overseas countries including India, Malaya, the East Indies, and South Africa.

### GERARD INDUSTRIES LIMITED

PARK TERRACE, BOWDEN, SOUTH AUSTRALIA

Manufacturers of CLIPSAL Electrical Accessories.

CABLES & TELEGRAMS  
CLIPSAL, ADELAIDE.

TELEPHONE:  
46 1631 (5 lines)



### LAMPHOLDERS

B.C. Cord Grip, Screwed Top, Batten and Festoon Lamp Holders.  
Festooning.

5—10

### FLUSH SWITCHES

"77" Series Round Hole Mechanisms—separate or assembled with Miniature  
Miniature Mechanisms—separate or assembled with Miniature Architrave  
and Standard Pattern Plates (horizontal and vertical mounting).  
Architrave and Standard Pattern Plates (horizontal and vertical mounting).  
Architrave Flush Switches.  
Standard Pattern Flush Switches.  
Standard Pattern Single and Multi-gang Plates.  
36 amp., Single Pole Standard Pattern Flush Switches.

11—19

### SURFACE SWITCHES

20-60 amp. Single, Double and Triple Pole Surface Switches of Miniature  
design.  
Triple Pole Surface Switches with Pilot.  
Ceiling Switches.  
5-25 amp. Surface Switches.

20—24

### COMBINATION SWITCH AND PLUG SOCKETS

Combination Switch and Plug Sockets—horizontal for wall box and skirting  
mounting—vertical for wall box and architrave mounting.  
Mounting Blocks.  
15 amp., Combination Switch and Plug Sockets.  
Multiple Switch and Socket Plate.  
Combination Switch and Plug Sockets with protruding dollies and remove-  
able flush plates.  
Mechanisms to suit metal plates.

25—30

### PLUG SOCKETS AND PLUG TOPS

2 and 3 pin Sockets and Plug Tops.  
P.V.C. Plug Tops.  
Plug Tops—including Suppressor, Indicating and 15 amp. Plug Tops.

31—34

### CORD EXTENSION SOCKETS AND ADAPTORS

P.V.C. Cord Extension Sockets.  
Flush Inlet Sockets.  
Cord Extension Sockets.  
2 and 3-pin Dual Adaptors.

35—38

### "LIGHTING" and LOW VOLTAGE Sockets and Plugs

See also pp. 33 for P.V.C. Lighting Plug Top.  
110 Volt Sockets and Plug Tops.  
32 Volt Socket and Plug Top.

39—40



# INDEX (continued)

## PAGES

### CEILING ROSES, JOINT BOXES, NEUTRAL AND METER LINKS, AND MAINS CONNECTION BOXES

10 and 15 amp. Ceiling Roses.  
Joint Boxes.  
Neutral and Meter Links.  
Unbreakable Plastic Joint Boxes.  
Mains Connection Boxes.  
Fuse Boxes.

41—48

### CONDUIT FITTINGS, WALL BOXES, MOUNTING BRACKETS, AND WELL GLASS FITTINGS, ETC.

Rigid P.V.C. Conduit,  $\frac{3}{8}$ " to 2".  
Rigid P.V.C. Couplings, Inspection Elbows and Tees,  $\frac{3}{8}$ " to 2".  
Rigid P.V.C. Junction Boxes and Wall Boxes.  
Grip Elbows, Couplings and Tees,  $\frac{1}{2}$ " to 2".  
Saddles, Bushes, Earth Clips and Reducers.  
Grip Junction Boxes,  $\frac{5}{8}$ " and  $\frac{3}{4}$ ".  
15 to 300 amp. Cable Lugs.  
Wall Boxes and Mounting Brackets.  
Well Glass Fittings.  
Meter and Switchboard Boxes, and Meter Boards (S.A. only).

48a—56

#### GERARD INDUSTRIES LIMITED

PARK TERRACE, BOWDEN, SOUTH AUSTRALIA

Manufacturers of CLIPSAL Electrical Accessories.  
CABLES & TELEGRAMS  
CLIPSAL, ADELAIDE.

TELEPHONE:  
46 1631 · 15 lines




**Why they are leaders in their field :—**

- **Completely insulated and shockproof using "spin-on" skirts**
- **No possibility of arcing or tracking — spring does not carry any current**
- **Heavy duty springs for constant contact pressure**
- **Brass barrel scientifically keyed to moulding — will never loosen or pull out**
- **All Clipsal Batten Holders are assembled with the "Safety" skirt and incorporate ample knockout for TRS surface wiring**
- **Wiring accomplished easily, quickly, safely**

**Outstanding features are:—**

- **Large smooth cable entry in cap**
- **Well designed cord grip Barrier separates conductors which are then clamped between the Barrier and cap.**
- **Easy to wire—Conductors are inserted in brass terminals and screws tightened. Each core of the flexible is then looped beneath the T shaped cord grip Barrier and the cap screwed on. There is no time lost in working with short ends of flexible**
- **The cord grip, explained above, is simple and extremely effective—there is no strain on the terminals**
- **Terminal screw ends rounded to prevent damage to conductors**
- **Terminals remain in position even if terminal screw is removed**
- **Competitively priced**

### 250V 2-PIN B.C. CORD GRIP LAMP HOLDER



501



521

Cat. No.

Type of Skirt

Carton Content

501  
521

Protective  
"Safety"



12  
12

STANDARD COLOURS ARE: BROWN, WHITE AND CREAM



# LAMP HOLDERS

## 250V 2-PIN B.C. SCREW TOP LAMP HOLDER



Additional advantages incorporated are:—

- Ferrule containing the threads is reinforced to prevent fracturing
- Accurately moulded threads

Cat. No.	Colour	Brass Thread	Conduit Thread	Carton Content
503	Brown	1/2"	—	12
504	Brown	5/8"	—	12
505	Brown	3/4"	—	12
506	Brown	—	1/2"	12
507	Brown	—	5/8"	12
508	Brown	—	3/4"	12



503 - 508



510

The following feature a small cap designed for use primarily by light fitting manufacturers

Cat. No.	Colour	Brass Thread	Content Carton
510	Brown	3/8"	12
510A	Brown	1/2"	12



509

## SHOCKPROOF SKIRT

- An extra long moulded skirt for use where this facility is required
- Completely covers metal lamp caps
- Shockproof
- Fits all Clipsal holders

Cat. No.	Carton Content
509	12

STANDARD COLOURS ARE: BROWN, WHITE AND CREAM

**GERARD INDUSTRIES LIMITED**

PARK TERRACE, BOWDEN, SOUTH AUSTRALIA

Manufacturers of CLIPSAL Electrical Accessories.

CABLES & TELEGRAMS  
CLIPSAL, ADELAIDE.


TELEPHONE:  
46 1631 (5 lines)



### THREE PIECE STANDARD TYPE:

- Three mouldings, body, base and lockring
- To instal—fix base, wire body and fix body to base with separate lockring
- Lockring covers mounting screw heads
- Available as straight or angle type
- Angle batten holders are mounted at an angle of 25° to the surface on which it is mounted. It has mounting screw holes provided so that it can be mounted on 1" studs
- Both types are available with a third terminal for looping
- All fitted with Clipsal "Safety" Skirt

540



### TWO PIECE

- Body and base separate
- Simple to instal — attach conductors to terminals in body. Slip base over body and screw in position. Screw on "Safety" skirt which locks body in position — installation is complete
- The large cavity behind base allows for ample wire
- Available in either straight or angle types both fitted with Clipsal "Safety" skirt — Angle type holder sits at angle of 25° to surface on which it is mounted

STANDARD COLOURS ARE: BROWN, WHITE AND CREAM

### 250V 2-PIN B.C. BATTEN HOLDERS

CLIPSAL Batten Holders are available in three types, all products of careful designing

No.  
Cat.

Type


Carton  
Content

502  
502/3

Straight  
Straight with  
looping terminal  
Angle  
Angle with loop-  
ing terminal

12  
12  
12  
12

502



Cat.  
No.

Type

Carton  
Content

530  
530/3

Straight  
Straight with loop-  
ing terminal  
Angle  
Angle with loop-  
ing terminal

12  
12  
12  
12



530






532

Cat. No.	Colour	Type	Carton Content
532	Brown	2 terminal	12
532/3	Brown	with looping terminal	12


## LAMPHOLDERS

### ONE PIECE:

- Large cavity behind base permits easy insertion of conductors in terminals and provides ample room for surplus conductors. Base is then screwed in position and installation is complete
- There is no disassembly or assembly operation to be done on the job at all
- Fitted with the Clipsal "Safety" skirt
- Available with looping terminal
- Competitively priced




532





541

Cat. No.	Type	Carton Content
541	Solid Moulding	12
541A	With "Safety" skirt	12





541A

### 250V 2-PIN B.C. FESTOON LAMPHOLDER (PRICK-IN TYPE)



- Used extensively for illuminating carnivals, festivals and for temporary lighting
- Solid moulded body designed for rough handling
- Available with separate "Safety" skirt if required
- For use with 7/.029 T.R.S. cable
- No baring of cable — lay cable in body and screw on base—installation complete



STANDARD COLOURS ARE: BROWN, WHITE AND CREAM

### GERARD INDUSTRIES LIMITED

PARK TERRACE, BOWDEN, SOUTH AUSTRALIA

Manufacturers of CLIPSAL Electrical Accessories.

CABLES & TELEGRAMS  
CLIPSAL, ADELAIDE.

TELEPHONE:  
46 1631 (5 lines)



### MOULDED-ON-THE-CABLE UNBREAKABLE POLYTHENE FESTOONING WITH OPTIONAL WATERPROOFING NEOPRENE SKIRT

- Holders moulded on 7/.029 cable at various centres.
- Brass pins give positive and permanent contact to both cores of the cable.
- Entire assembly encased in unbreakable polythene moulding to ensure complete waterproofing at back of holder.
- Waterproofing at lamp can be effected with optional neoprene skirt.

Without Skirt

With Skirt

Cat. No.

Type

541 X/18

with holders 18" apart

541 X/24

with holders 24" apart

541 X/36

with holders 36" apart

When Neoprene Skirts are required  
add /R to Cat. No.

STANDARD LENGTH: 100 YARDS  
Enquiries welcomed for special requirements.



Skirt Only




# Clipsal


## Miniature Architrave FLUSH SWITCHES




### 250 VOLT, 5/10 and 15 AMP. ROUND BASE ARCHITRAVE MOUNTING FLUSH SWITCHES



77




82A




83A

- Small, round, shallow base easily fits  $\frac{7}{8}$ " hole—even with screws extended.
- "CLIP-IN", all-insulated, NYLON base does away with awkward screws and metal clips.
- "Sliding" action of bridge automatically cleans silver contact surfaces with every operation. Dust cannot prevent good contact.
- Contacts are forced open by the dolly so mechanisms cannot stick or weld.
- Heavy-duty bridge reduces temperature rise to a minimum.
- Modern, streamlined plate with extra-heavy sections minimises dust collection and will not warp.
- Ample distance between switch base and mounting screws prevents split architraves.
- Two-way bases coloured red for quick identification.
- Terminals "in-line" with screws facing the same way, facilitates wiring. Looping terminals nickel-plated for easy identification.
- Deep wire holes in terminals with "lead" for easy insertion of cables.
- Single gang plate fits existing "Clipsal" miniature mounting accessories. Plate size and mounting centres same as "Clipsal" No. 338 switch series.



77M



77P

#### 5/10 AMP ASSEMBLED (Mechanisms to Plates)

Cat. No.	Gangs	Type	Plate Size	Carton Content
77	1	1-way	3" x 1 $\frac{1}{4}$ "	12
78	1	2-way		
82A	2	1-way		
83A	3	1-way		

#### 15 AMP. ASSEMBLED (Mechanisms to Plates)

Cat. No.	Gangs	Type	Plate Size	Carton Content
97	1	1-way	3" x 1 $\frac{1}{4}$ "	12
98	1	2-way		

#### 5/10 AMP. MECHANISMS ONLY

Cat. No.	Type	Carton Content
77M	1-way	12
78M	2-way	
91M	Intermediate. Not available till early 1963	

#### 15-AMP MECHANISMS ONLY

Cat. No.	Type	Carton Content
97M	1-way	12
98M	2-way	

#### PLATES ONLY

Cat. No.	Type	Carton Content
81	1-gang, 3 $\frac{1}{8}$ " x 1 $\frac{1}{4}$ "	12
82	2-gang, 3 $\frac{3}{8}$ " x 1 $\frac{1}{4}$ "	12
83	3-gang, 4 $\frac{1}{8}$ " x 1 $\frac{1}{4}$ "	12

#### PILOT INDICATOR

Cat. No.	Type	Carton Content
77P	*RED	12


\* Blue, green, yellow and clear also available.

STANDARD COLOURS ARE: BROWN, WHITE, CREAM and GREY.




# FLUSH SWITCHES


VERTICAL MOUNTING



81VA



82VA



\*86V



## STANDARD PATTERN MULTI-GANG, FLUSH SWITCHES & PLATES

### AVAILABLE ASSEMBLED (Mechanisms to plates) OR UNASSEMBLED

- Modern design of flush plates combines eye appeal with exceptional strength.
- One two, and three gang available assembled (mechanisms to plate) or unassembled.
- Four, five and six gang available as plates only.
- Plates only, are individually packed in cellophane envelopes for cleanliness and easy identification and are complete with mounting screws.
- Unbreakable styrene heads on all moulded head screws.
- Mechanisms (see page 11) and plates supplied separately—eliminates necessity of carrying large stocks of assembled units.
- Neon Indicators, 10 amp. intermediate, and 15 amp. mechanisms also available. See page 11.

### ASSEMBLED (5/10 amp mechanisms to plates)

Cat. No.	Gangs	Mechanism	Carton Content
81VA	ONE	1-way, with looping terminal	12
81V/2A	ONE	2-way, with looping terminal	12
82VA	TWO	1-way, with looping terminal	12
83VA	THREE	1-way, with looping terminal	12



### FLUSH PLATES only

Cat. No.	Gangs	Carton Content
81V	ONE	12
82V	TWO	12
83V	THREE	12
*86V	FOUR FIVE & SIX	12

\*Centre dolly holes fitted with removable plugs for five and six gang installations.

STANDARD COLOURS ARE:  
BROWN, WHITE, CREAM,  
and GREY

**GERARD INDUSTRIES LIMITED**

PARK TERRACE, BOWDEN, SOUTH AUSTRALIA

Manufacturers of CLIPSAL Electrical Accessories.

CABLES & TELEGRAMS  
CLIPSAL, ADELAIDE.


TELEPHONE:  
46 1631 (5 lines)




# Clipsal

## FLUSH SWITCHES


HORIZONTAL MOUNTING



81HA



82HA



83HA



### STANDARD PATTERN MULTI-GANG SWITCHES & PLATES

**ASSEMBLED (5/10 amp mechanisms to plates)**


Cat. No.	Gangs	Mechanism	Carton Content
81HA	ONE	1-way, with looping terminal	12
81H/2A	ONE	2-way, with looping terminal	12
82HA	TWO	1-way, with looping terminal	12
83HA	THREE	1-way, with looping terminal	12

### FLUSH PLATES only

Cat. No.	Gangs	Carton Content	Cat. No.	Gangs	Carton Content
81H	ONE	12	★ 86H	FOUR,	
82H	TWO	12		FIVE	
83H	THREE	12		& SIX	12

★ Centre dolly holes fitted with removeable plugs for five and six gang installations.

STANDARD COLOURS ARE: BROWN, WHITE, CREAM and GREY




★ 86H




# Miniature Architrave FLUSH SWITCHES


**AVAILABLE ASSEMBLED  
(Mechanisms to plates)  
OR UNASSEMBLED!**




318/3A



318/2A




338



318/1



331



316P

## 250V. 5/10 AMP. DUAL RATED and 15 AMP. A.C. MINIATURE ARCHITRAVE FLUSH SWITCHES

- Smooth, positive, "Force-break" cam-type mechanisms guarantee reliable make and break.
- Heavy silver contacts of unique design which tests have proved keep temperature rise to a minimum.
- Base Mechanism Size:  $1\frac{3}{4}$ " x  $25\frac{3}{32}$ " x  $15\frac{3}{32}$ ".
- Installation of switch can be made without removing plate.
- Mechanism and plate can be separately supplied.

### NEON INDICATOR

Cat. No.	Type	Carton Content
316P	★ Red	12

★ Blue, Green, Yellow and Clear Neon Indicators also available.

### 15 AMP. MECHANISMS ONLY

Cat. No.	Type	Carton Content
395/15	1-way, with looping terminal	12
396/15	2-way, with looping terminal	12
371/15	Double Pole	12

### 5/10 AMP. ASSEMBLED (Mechanisms to plates)

Cat. No.	Gangs	Type	Plate Size	Carton Content
338	ONE	1-way, with looping terminal	3" x $1\frac{1}{4}$ "	12
339	ONE	2-way, with looping terminal	3" x $1\frac{1}{4}$ "	12
318/2A	TWO	1-way, with looping terminal	5" x $1\frac{1}{4}$ "	12
318/3A	THREE	1-way with looping terminal	$6\frac{7}{8}$ " x $1\frac{1}{4}$ "	12
337	ONE	Double Pole	3" x $1\frac{1}{4}$ "	12

### ARCHITRAVE PLATES ONLY

Cat. No.	Gangs	Plate Size	Carton Content
318/1	ONE	3" x $1\frac{1}{4}$ "	24
318/2	TWO	5" x $1\frac{1}{4}$ "	12
318/3	THREE	$6\frac{7}{8}$ " x $1\frac{1}{4}$ "	12

### 5/10 AMP. MECHANISMS ONLY


Cat. No.	Type	Carton Content
331	1-way, with looping terminal	12
332	2-way, with looping terminal	12
371	Double Pole	12
358	Intermediate	12

STANDARD COLOURS ARE: BROWN, WHITE, CREAM AND GREY.


**GERARD INDUSTRIES LIMITED**  
PARK TERRACE, BOWDEN, SOUTH AUSTRALIA  
Manufacturers of CLIPSAL Electrical Accessories.  
CABLES & TELEGRAMS TELEPHONE:  
CLIPSAL, ADELAIDE. 46 1631 5 lines




### HORIZONTAL MOUNTING



316/1A



316/3A



316/6

### STANDARD PATTERN MULTI-GANG FLUSH SWITCHES & PLATES

- Available assembled (mechanisms to plate) or unassembled.
- Dual rated 5/10 amp. Single Pole, Double Pole, Intermediate and 15 amp. Single Pole and Double Pole mechanisms available.
- Elongated mounting holes make installations easy and accurate.
- Plates only, are individually packed in cellophane envelopes for cleanliness and easy identification, and are complete with mounting screws.
- Unbreakable styrene heads on all moulded head screws.
- Neon Indicators also available. See page 14.

#### ASSEMBLED (5/10 amp. mechanisms to plate)

Cat. No.	Gangs	Mechanism	Carton Content
316/1A	ONE	1-way, with looping terminal	12
391	ONE	2-way, with looping terminal	12
316/2A	TWO	1-way, with looping terminal	12
316/3A	THREE	1-way, with looping terminal	12

#### FLUSH PLATES only

##### ONE to THREE gangs, 4½" x 2¼"

Cat. No.	Gangs	Carton Content	Cat. No.	Gangs	Carton Content
316/1	ONE	12	316/3	THREE	12
316/2	TWO	12	316/X	BLANK	12

##### FOUR to SIX gangs, 4½" x 4½"

Cat. No.	Gangs	Carton Content	Cat. No.	Gangs	Carton Content
316/4	FOUR	12	316/6	SIX	12
316/5	FIVE	12	316/Y	BLANK	12

STANDARD COLOURS ARE: BROWN, WHITE, CREAM, and GREY



# FLUSH SWITCHES


VERTICAL MOUNTING



317/1A



316/X



317/2A

## STANDARD PATTERN MULTI-GANG FLUSH SWITCHES & PLATES

### FLUSH PLATES ONLY

Plate Size —  $4\frac{1}{2}'' \times 2\frac{3}{4}''$

Cat. No.	Gangs	Carton Content
317/1	ONE	12
317/2	TWO	12
316/X	BLANK	12

Plate Size —  $4\frac{1}{2}'' \times 4\frac{1}{2}''$

Cat. No.	Gangs	Carton Content
316/Y	BLANK	12

### ASSEMBLED (5/10 amp. mechanisms to plate)

Cat. No.	Gangs	Mechanisms	Carton Content
317/1A	ONE	1-way with looping terminal	12
393	ONE	2-way with looping terminal	12
317/2A	TWO	1-way with looping terminal	12

STANDARD COLOURS ARE: BROWN, WHITE, CREAM & GREY

**GERARD INDUSTRIES LIMITED**

PARK TERRACE, BOWDEN, SOUTH AUSTRALIA

Manufacturers of CLIPSAL Electrical Accessories.




CABLES & TELEGRAMS  
CLIPSAL, ADELAIDE.

TELEPHONE:  
46 1631 (5 lines)




## FLUSH SWITCHES

### 250 VOLT 5 and 10 AMP. A.C. ARCHITRAVE FLUSH SWITCHES



304

- Silent operation.
- Positive action — high quality silver contacts.
- Can be fitted to narrow architraves—plates are only 3" x 1 3/4".
- Ample clearance from fixing screw centre to edge of hole in architraves.
- Matching 2 and 3-pin sockets available Cat. Nos. 430 and 431.
- Simple to instal — Drill 1 1/2" diameter hole with expansion bit, connect conductors to roomy terminals without removing plate, push switch base into hole and attach flush plate to architrave with wood screws supplied.
- Base diameter—1.7/16".
- Depth under flush plate—3/4" Flush Plate 3" x 1 3/4".



333 or 336

Cat.	TYPE	Carton Content	Cat.	TYPE	Carton Content
333	1-way, 5 amp.	12	336	1-way, 10 amp.	12
334	2-way, 5 amp.	12			

The following switches incorporate the Cat. No. 336 Mechanism (see above) attached to larger flush plates for the replacement of Clipsal Cat. No. 310 series and 3" square flush plates.

Cat. No.	Type	Plate Size	Carton Content
302	1-way, 5/10 amp.	3 3/8" x 2 3/8"	6
303	2-way, 5/10 amp.	3 3/8" x 2 3/8"	6
304	1-way, 5/10 amp.	3" x 3"	12
305	2-way, 5/10 amp.	3" x 3"	12

STANDARD COLOURS ARE: WALNUT, WHITE, CREAM AND GREY.


All Clipsal switches are available with looping terminal —ADD /3 TO CAT. No.



# FLUSH SWITCHES

## 250 VOLT, 5 & 10 AMP. A.C. ONLY STANDARD PATTERN FLUSH SWITCHES

- Exceptionally small base ( $1\frac{3}{4}$ " x  $1\frac{3}{8}$ ") simplifies installation in wall boxes.
- Depth underplate— $\frac{11}{16}$ ".
- Spring activated mechanism relieves moving contact of all stress.
- Designed to fit all standard pattern flush plates.
- Silent operation.




320

Cat. No.	Type	Carton Contents
320	5 amp., 1-way	12
321	5 amp., 2-way	12
385	10 amp., 1-way	12
386	10 amp., 2-way	12

Available with looping terminal—Add /3 to Cat. No.

## 250 VOLT, 5 AMP. A.C. ONLY STANDARD PATTERN INTERMEDIATE FLUSH SWITCH


- Ideally suited for any installation requiring multi-point lighting contact.
- Mechanism fits all standard pattern flush plates.



Cat. No.	Type	Carton Contents
378	5 amp., Intermediate	12

## STANDARD PATTERN NEON INDICATOR

- Red acrylic moulding fits all standard pattern flush plates.
- Individually packed in clear plastic envelopes.



Cat. No.	Type	Carton Contents
323/P	Neon Indicator (red acrylic)	12


Standard Colours are Walnut, White, Cream and Grey.

**GERARD INDUSTRIES LIMITED**  
PARK TERRACE, BOWDEN, SOUTH AUSTRALIA  
Manufacturers of CLIPSAL Electrical Accessories.  
CABLES & TELEGRAMS  
CLIPSAL, ADELAIDE.  
TELEPHONE:  
46 1631 (5 lines)



### STANDARD PATTERN 1-GANG FLUSH PLATES


- The complete range of 1, 2 and 3 gang plates is designed to fit standard pattern accessories, switches, sockets and neon indicators.
- Single gang plates with a  $\frac{5}{8}$ " diameter hole for mounting bell presses in standard pattern boxes are also available.
- Designed to match all other Clipsal flush accessories.
- Moulded head screws with heads of unbreakable styrene are supplied with each plate.
- Packed individually in transparent envelopes for easy identification.
- Anti-flash masks are standard for cream and white plates.



308



323




327

Cat. No.	Plate Size	Accommodates	Carton Contents
308	4" x 2"	1 Bell Press $\frac{5}{8}$ " hole	1
309	4½" x 2¾"	1 Bell Press $\frac{5}{8}$ " hole	1
322	4" x 2"	1 switch	48
323	4½" x 2¾"	1 switch	24
326	4" x 2"	1 socket	48
327	4½" x 2¾"	1 socket	24


STANDARD COLOURS ARE: WALNUT, WHITE, CREAM and GREY.



# FLUSH SWITCHES



324



328

## MOULDED HEAD SCREWS

(Unbreakable Styrene)

No. 6 NC x32TPI


Cat. No.	Length	Carton Content
350	$\frac{1}{2}$ "	144
351	$\frac{3}{4}$ "	144
352	$1\frac{1}{8}$ "	144
352/A	2"	144

## SLOTTED HEAD SCREWS

No. 6 NC x32TPI

Cat. No.	Length	Carton Content
353	$\frac{1}{2}$ "	144
354	$\frac{3}{4}$ "	144
355	$1\frac{1}{8}$ "	144
355/A	2"	144

No. 6 NC x 32TPI Spare Taps  
Also Available



325

## STANDARD PATTERN MULTI-GANG FLUSH PLATES, SPARE SCREWS AND TAPS!

### 2-GANG — PLATE SIZE $4\frac{1}{2}$ " x $4\frac{1}{2}$ "

Cat. No.	Accommodates	Carton Contents
324	2 switches	12
328	1 switch, 1 socket	12

### 3-GANG — PLATE SIZE $6\frac{1}{4}$ " x $4\frac{1}{2}$ "

Cat. No.	Accommodates	Carton Contents
325	3 switches	12
329	2 switches, 1 socket	12

Standard Colours are Walnut, White, Cream  
and Grey.


**GERARD INDUSTRIES LIMITED**

PARK TERRACE, BOWDEN, SOUTH AUSTRALIA

Manufacturers of CLIPSAL Electrical Accessories,  
CABLES & TELEGRAMS  
CLIPSAL, ADELAIDE.

TELEPHONE:  
46 1631 (5 lines)






SF36/P

### 250 VOLT, A.C. 36 AMP. SINGLE POLE STANDARD PATTERN FLUSH SWITCH

(PLATE SIZE 4½" x 2¾")

Check these features:—

- Direct mounting to all standard pattern accessories.
- Base dimensions—2½" x 1⅜" x ¾".
- Cam operated mechanism "breaks" the circuit rather than "makes" it.
- Heavy duty contacts minimise temperature rise.
- Available in three models.
- Optional with large bore earth and neutral looping terminals, and neon indicator.
- Mechanism is completely enclosed yet terminal screws are accessible—removal of flush plate is unnecessary.
- Terminals are clearly marked LINE, LOAD, EARTH and NEUTRAL.



SF36/P (Less Plate)

Cat. No.	Type	Carton Contents
SF36	Standard	6
SF36/3	With earth and neutral looping terminals	6
SF36/P	With earth and neutral looping terminals and neon indicator.	6

STANDARD COLOURS ARE: WALNUT, WHITE, CREAM and GREY.



# SURFACE SWITCHES

## SINGLE POLE SWITCHES 250 VOLT A.C. 36, 45 & 60 AMP. OF MINIATURE DESIGN



S36



S45



S60



- Neat, pleasing appearance, with base dimensions only  $2\frac{5}{8}'' \times 1\frac{3}{32}''$ .
- Protected dolly clearly indicates contact positions.
- Easy wiring with large bore terminals accommodating up to  $19/.044''$  or equivalent number of smaller cables for Cat. Nos. S36 and S45, and  $19/.052''$  for Cat. No. S60.
- Two 2BA ( $\frac{3}{16}''$  diam.) smooth-end brass screws in each terminal cannot vibrate out, and are set at an angle for convenient wiring.
- Heavy silver contacts and moulded sections.
- Fixing screw holes allow the use of 8-g. wood or  $\frac{3}{16}''$  metal thread screws.
- Captive cover screws.

INDIVIDUALLY PACKED IN CLEAR ENVELOPES

Cat. No.	Type
S36	36-amp.
S45	45-amp.
S60	60-amp.

STANDARD COLOURS ARE: BLACK AND CREAM

**GERARD INDUSTRIES LIMITED**  
PARK TERRACE, BOWDEN, SOUTH AUSTRALIA  
Manufacturers of CLIPSAL Electrical Accessories.  
CABLES & TELEGRAMS  
CLIPSAL, ADELAIDE. TELEPHONE:  
46 1631 (5 lines)



### TRIPLE POLE SWITCHES


**415 VOLT A.C. 20, 36,**

**45 AND 60 AMP.**

### OF MINIATURE DESIGN



T20



T45 (Less Cover)

- Neat, pleasing appearance with base dimensions only  $3\frac{3}{16}'' \times 2\frac{1}{8}''$ .
- Same size base and standard fixing centres for all ratings, facilitates interchangeability if required.
- Internal mouldings of track resisting urea.
- High arc barriers prevent flash-over.
- Reliable **Slow Break, Fast Make** cam-operated "Double Break" mechanism prevents welding.
- Heavy-duty springs ensure excellent electrical contact.
- Solid silver contacts and heavy components for low temperature rise.
- Easy wiring with large-bore terminals—  
T20 accommodates up to 7/.052 or equivalent number smaller cables.  
T36 and T45 accommodate up to 19.044 or equivalent number smaller cables.  
T60 accommodates up to 19/.052 or equivalent number smaller cables.
- Pinching screws are solid brass with smooth ends, set at an angle for convenient wiring. 2 only 2BA (3/16" dia.) are used in each terminal of the 36 amp., 45 amp., and 60 amp. switches.
- Fixing holes permit use of  $\frac{3}{16}''$  metal thread or 8-gauge wood screws.
- Captive cover screws.
- Provision for sealing.
- Protected dolly clearly indicates contact position
- Individually packed in transparent envelopes.
- Available in black and cream.

Cat. No.	Type	Carton Content
T20	20 amp.	12
T36	36 amp.	12
T45	45 amp.	12
T60	60 amp.	12

STANDARD COLOURS ARE: BLACK AND CREAM.






### 415 VOLT A.C. 20 AMP. TRIPLE POLE SWITCH

- Ideal for both sheathed cable and conduit wiring systems.
- Ample room for cables to by-pass mechanism under cover.
- Cover size:  $5\frac{7}{8}'' \times 3\frac{1}{8}''$ .
- Switch cam "breaks" the circuit, rather than "makes" it.
- Terminals "in-line-across" mean cables are cut to same length.
- High arc barriers prevent flash-over.
- Optional steel baseplate for conduit work allows quick, easy removal of mechanism, without disturbing conduit connections.
- Neon Indicator is optional.
- Packed in unit cartons.

Cat. No.	Description
366	with Metal Base Plate
366/A	without Metal Base Plate
366/P	with Metal Base Plate and Neon Indicator
366/AP	without Metal Base Plate, with Neon Indicator



Available in:—  
BLACK AND CREAM




# CEILING SWITCHES 250 VOLT A.C./D.C. 5 AMP.

340



- Reliable mechanism.
- Smooth action, long, fast make and break.
- Tracking eliminated.
- Shockproof.
- Neat appearance — Base diameter only 1.15/16".
- Large wiring terminals that make looping easy.

Type	Cat. No.	Carton Content
340	1-way	12
341	2-way	12



## SWITCH CORD

345 — 100 ft. length

346 — 8 ft. length

PULL KNOB — 347


342



## 250 V. A.C. 5/10 AND 15 AMP.

- Deep cavity under base to facilitate wiring.
- Silent operation. Of particular importance in a ceiling switch.
- Dual rating of 5 or 10 amps. — minimises stock holding.
- The 10 and 15 amp. rating is of particular importance to industry for the control of pendant outlets.
- The 15 amp. switch is ideally suited for use with instantaneous bath-heaters. Fitted with nylon cord for protection against steam.
- Silver inlaid contacts, heavy gauge, of unique design, which tests have proved keep temperature rise to a minimum, thus ensuring longer life.
- Competitively priced.

Cat. No.	Type	Carton Content
342	5/10 amps., 1-way	12
343	5/10 amps., 2-way	12
306	15 amps., 1-way	12



STANDARD COLOURS ARE: BROWN, WHITE, CREAM and GREY.  
All Clipsal Switches are available with Looping Terminal—ADD /3 to Cat. No.

## GERARD INDUSTRIES LIMITED

PARK TERRACE, BOWDEN, SOUTH AUSTRALIA


Manufacturers of CLIPSAL Electrical Accessories.

CABLES & TELEGRAMS  
CLIPSAL, ADELAIDE.


TELEPHONE:  
46 1631 (5 lines)




Neat attractive appearance, and reliable operation are just some of the A1 features of these Clipsal Products.



375



370




### 250V 5 AMP A.C./D.C. SURFACE SWITCHES

- Available in two designs one with a screw-on cover, the other with cover held by two screws particularly for use in hazardous situations
  - Ideal for both new and replacement work
  - Adequate solid brass terminals
  - Heavy gauge phosphor bronze contacts
  - Sound reliable action proved over the years to give trouble free service
- Diameter 2.1/16" Height overall 1 1/2"




Cat. No.	Colour	Type	Carton Content
375	Brown	One way screw on cover	12
375/3	Brown	As above with looping terminal	12
377	Brown	Screw on Cover Double Pole Linked	6
370	Brown	One way 2 screws in cover	12
370/3	Brown	As above with looping terminal	12
372	Brown	2 Screws in Cover Double Pole Linked	6



380

### 250V 10 AMP A.C./D.C. SURFACE SWITCHES

- Firm but smooth action which ensures fast make and break
  - Adequate size brass terminals which are easily wired
  - Phosphor Bronze contacts
  - Neat spin on cover
  - Conservatively rated
- Diameter 2.13/32" Height overall 1 1/2"



Cat. No.	Colour	Type	Carton Content
380	Brown	One way	12
380/3	Brown	One way with looping terminal	12
382	Brown	Double Pole Linked	6



## 250V 5 OR 10 AMP A.C. ONLY SURFACE SWITCHES

This switch series has many outstanding features of value to the electrical contractor

- Dual rating of 5 or 10 amps —minimises stock holding.
- Exceptionally neat appearance
- Suitable for replacement purposes or for new work
- Deep cavity under base simplifies the location of conductors in terminals
- Adequate size terminals are of solid brass
- Inlaid silver contacts of unique design reduce temperature rise to a minimum
- Spring activated mechanism relieves moving contact of all strain ensuring longer life
- Firm, smooth, and positive over centre action
- Available with screw on cover or cover held by two screws for use in hazardous situations

Base diameter 2.1/16"  
Height overall 1 1/8" Depth of cavity 11/32"



362



364


## SURFACE SWITCHES

### 2 SCREWS IN COVER


Cat. No.	Type	Carton Content
362	5/10 amp. One way	12
362/3	5/10 amp. One way with looping terminal	12
363	5/10 amp. Two way	12
363/3	5/10 amp. Two way with looping terminal	12
374	5 amp. Intermediate	12

### SCREW ON COVER

Cat. No.	Type	Carton Content
364	5/10 amp. One way	12
364/3	5/10 amp. One way with looping terminal	12
365	5/10 amp. Two way	12
365/3	5/10 amp. Two way with looping terminal	12



362



364

STANDARD COLOURS ARE: BROWN, WHITE AND CREAM

- Same basic design as the Clipsal range of 5 or 10 amp Surface switches Cat. No. 362 series plus

- Heavy gauge inlaid silver contacts
- Large diameter brass terminals riveted to the contacts in such a way that the possibility of deterioration by heat is eliminated
- Heavy gauge spring activated mechanism gives firm positive action
- In both 15 and 25 amp Switches the cover is held by 2 screws




388

## 250V 15 AND 25 AMP A.C. ONLY SURFACE SWITCHES

Amperage	Cat. No.	Colour	Content Carton
15	388	Black	12
25	389	Black	12

Diameter 2.7/16" Height overall 1.13/16" Depth of cavity under base 11/32"




**GERARD INDUSTRIES LIMITED**  
PARK TERRACE, BOWDEN, SOUTH AUSTRALIA  
Manufacturers of CLIPSAL Electrical Accessories.  
CABLES & TELEGRAMS  
CLIPSAL, ADELAIDE.

TELEPHONE:  
46 1631 (5 lines)




# Clipsal


## COMBINATION SWITCH AND PLUG SOCKETS




444  
HORIZONTAL WALL BOX MOUNTING



444/P  
HORIZONTAL WALL BOX MOUNTING



445  
HORIZONTAL SKIRTING MOUNTING



446  
HORIZONTAL WALL BOX OR SKIRTING MOUNTING

### 250 VOLT, 10 AMP. A.C. HORIZONTAL MOUNTING

- Complete matching range for every application.
- Cam-action mechanism "Breaks" rather than "Makes" the circuit—eliminates possibility of welding.
- Direct mounting with totally enclosed mechanism. Readily accessible, terminal screws face same direction for convenient "right-hand" wiring.
- Modern styling, with recessed dolly and earth-pin guide.
- Small base measures  $2\frac{1}{2}$ " x  $1\frac{3}{8}$ " x  $\frac{1}{8}$ " deep.
- Available with or without Safety Shutters and Neon Indicators.

Cat. No.	Type	Carton Content
444	Horizontal— $4\frac{1}{2}$ " x $2\frac{3}{4}$ " plate	6
444/S	As above, with Safety Shutter	6
444/P	As above, with Neon Indicator	6
445	Horizontal— $4\frac{1}{2}$ " x $1\frac{7}{8}$ " plate	6
445/S	As above, with Safety Shutter	6
446	Horizontal— $4\frac{1}{2}$ " x $2\frac{3}{4}$ " plate	6
446/S	As above, with Safety Shutter	6

STANDARD COLOURS ARE:  
WALNUT, WHITE, CREAM and GREY

Cat. Nos. 444 and 446 series fit Cat. No. 157/1 and ADA wall boxes; Cat. No. 449 mounting block; Cat. Nos. 155 and 156/1 mounting brackets. Cat. No. 445 fits Cat. No. 447 mounting block and 156/1A mounting bracket.

Spare Moulded (unbreakable styrene) and Slotted head screws available.

#### MOULDED HEAD SLOTTED HEAD


Cat. No.	Length	Cat. No.	Length
350	$\frac{1}{2}$ "	353	$\frac{1}{2}$ "
351	$\frac{3}{4}$ "	354	$\frac{3}{4}$ "
352	$1\frac{1}{8}$ "	355	$1\frac{1}{8}$ "
352/A	2"	355/A	2"

No. 6 NC x 32TPI spare taps also available.



# COMBINATION SWITCH & PLUG SOCKETS

(CONTINUED)



442/P  
VERTICAL TWO-GANG, WALL-BOX MOUNTING

Cat. No.	Type	Carton Content
440	Vertical—4½" x 1⅞" plate.	6
440/S	As above, with Safety Shutter.	6
440/P	As above, with Neon Indicator, and Shutter.	6
441	Vertical—4½" x 2¾" plate.	6
441/S	As above, with Safety Shutter.	6
442	Vertical, 2-gang, 4½" x 4½" plate	6
442/S	As above, with Safety Shutters.	6
442/P	As above, with Neon Indicators, and Shutters.	6


## DOUBLE POLE

Specially developed for caravan and other installations requiring the added protection of a double pole switch.


Cat. No.	Type	Carton Content
469	Vertical—4½" x 1⅞" plate	6

STANDARD COLOURS ARE:


WALNUT, WHITE, CREAM and GREY.



440/P  
VERTICAL ARCHITRAVE MOUNTING



441  
VERTICAL WALL-BOX MOUNTING



469  
VERTICAL MOUNTING

**GERARD INDUSTRIES LIMITED**

PARK TERRACE, BOWDEN, SOUTH AUSTRALIA

Manufacturers of CLIPSAL Electrical Accessories.  
CABLES & TELEGRAMS  
CLIPSAL, ADELAIDE.

TELEPHONE:  
46 1631 (5 lines)







330



449



447



448

- Sturdy moulded sections to reduce breakage and provide stability.
- Mounting screw bosses are at lower edge of block to permit use of shorter screws and provide added strength. Mounting holes are elongated to facilitate adjustment and accommodate No. 10 wood screws (Cat. No. 330, No. 8 screws).
- Various knockouts provided for conduit and sheathed cables.
- Mounting hole centres in Cat. No. 448 (2-gang block) are located to permit attachment to 1-gang wall box, thus allowing conversion of 1-gang outlet to 2-gang.

For mounting Cat. No. 338 series of miniature architrave switches.

Cat. No.	Type	Carton Content
330	1-gang	12

For mounting all standard pattern accessories, including Cat. No. 316/1, 2 and 3; 317/1, and 2; 441, 444, 470 and 453.

Cat. No.	Type	Carton Content
449	1-gang	12

For mounting Cat. Nos. 440, 445 and 469 switch plugs.

Cat. No.	Type	Carton Content
447	1-gang	12

For mounting two-gang standard pattern accessories, including Cat. Nos. 316/4, 5 and 6; 442 and 444X.

Cat. No.	Type	Carton Content
448	2-gang	12

STANDARD COLOURS ARE: WALNUT, WHITE, CREAM and GREY.




# COMBINATION SWITCH & PLUG SOCKETS

**250 VOLT, 15 AMP.**

**HORIZONTAL MOUNTING**


(Matching 15 amp. Plug Top, Cat. No. 424, available—see page 34)



470/P

- Heavy-duty switch mechanism and phosphor bronze socket contacts rated conservatively at **15 amps.**
- Cam-action mechanism "Breaks" rather than "Makes" the circuit—eliminates possibility of welding.
- Large-bore terminals with 5/32-in. round nose, brass pinching screws.
- Direct mounting with totally enclosed mechanism. Readily accessible, terminal screws face same direction for convenient "right-hand" wiring.
- Modern styling, with recessed dolly.
- Socket also accommodates all Clipsal standard 10-amp. plug tops.

Cat. No.	Type	Carton Content
470	Horizontal mounting plate, size 4½" x 2¾"	6
470/P	As above, with neon indicator and safety shutter.	6



444X

## MULTIPLE SWITCH AND SOCKET PLATE

(PLATE SIZE 4½" x 4½")

Ideal for dual power and lighting control in hotel, hospital and domestic installations this "combination" incorporates the popular Cat. No. 444 mechanism with knockouts on the one plate. Provision is made for up to 3 mechanisms or neon indicators. It fits all 2-gang standard pattern mounting accessories.

Cat. No.	Type	Carton Content
444X	2-gang horizontal mounting plate, size 4½" x 4½"	6


STANDARD COLOURS ARE: WALNUT, WHITE, CREAM and GREY.

**GERARD INDUSTRIES LIMITED**  
 PARK TERRACE, BOWDEN, SOUTH AUSTRALIA  
 Manufacturers of CLIPSAL Electrical Accessories.  
 CABLES & TELEGRAMS  
 CLIPSAL, ADELAIDE.  
 TELEPHONE:  
 46 1631 (5 lines)




## COMBINATION SWITCH AND PLUG SOCKETS


SHOWING  
SWITCH PLUGS  
FITTED TO  
MOUNTING  
BLOCKS !



Cat. No. 440/P Switch Plug with  
Cat. No. 447 Mounting Block



Cat. No. 444/P Switch Plug with  
Cat. No. 449 Mounting Block



Cat. No. 445 Switch Plug with  
Cat. No. 447 Mounting Block



Cat. No. 442 Switch Plug with  
Cat. No. 448 Mounting Block




Cat. No. 442/P Switch Plug with  
Cat. No. 448 Mounting Block




# COMBINATION SWITCH & PLUG SOCKETS

**250 VOLT, 10 AMP. A.C.**



453



456


STANDARD COLOURS ARE: BROWN, WHITE and CREAM

- Protruding dolly and removable flush plates.
- Well-proven, spring-activated mechanism is totally enclosed.
- Contacts are of heavy gauge silver inlaid material.
- Large metal brackets behind flush plates provide ample adjustment for both wall box and skirting mounting.
- Base dimensions:  $2\frac{7}{8}'' \times 1\frac{3}{8}'' \times \frac{3}{4}''$ .

Cat No.	Type	Carton Content
453	$4\frac{1}{4}'' \times 2\frac{5}{8}''$	6
456	$4\frac{1}{4}'' \times 2\frac{1}{4}''$	6

**MECHANISM ONLY** to suit Metal Flush Plates.


Adapted from the popular Cat. No. 453 design and incorporating a protective cap which insulates the 3-pin plug contacts from the metal plate.



453A

Cat. No.	Carton Content
435A	6

**250 VOLT 10 AMP. 2-PIN  
PLUG SOCKETS  
(SURFACE MOUNTING)**



400

STANDARD COLOURS ARE: WALNUT, WHITE and CREAM


- Designed for use with 2-pin plug tops (Cat. No. 403).
- Roomy pillar type terminals allow ample room for wiring.
- Double-sided phosphor bronze contacts.
- Easily wired.

Cat. No.	Type	Carton Content
402	2 pin, 10 amp.	12
400	2 pin combination, Cat. No. 403 top and Cat. No. 402 socket	12

**GERARD INDUSTRIES LIMITED**  
PARK TERRACE, BOWDEN, SOUTH AUSTRALIA  
Manufacturers of CLIPSAL Electrical Accessories.  
CABLES & TELEGRAMS  
CLIPSAL, ADELAIDE.



TELEPHONE:  
46 1631 (5 lines)






415


431



426



412



412A

STANDARD COLOURS ARE: BROWN and CREAM.  
Cat. Nos. 415 and 431 available also in GREY.

### 250 VOLT, 10 AMP. 3-PIN PLUG SOCKETS

#### STANDARD PATTERN TYPE

- For mounting in Standard Pattern Boxes.
- Easily wired—leaves maximum room in wall box.
- Mounting brackets cadmium plated.
- Mounting screws supplied.

Cat. No.	Type	Carton Content
415	Standard	12
415/S	with safety shutter	12

#### PONY FLUSH TYPE

- Solid one-piece moulding — no plate to remove.
- Flush plate matches in size and design Cat. No. 333 series, and Cat. No. 335 Flush Switches for power outlets.
- Supplied complete with mounting screws.

Cat. No.	Type	Carton Content
431	3" x 1 3/4"	12

#### FLUSH MOUNTING TYPE

- Faster wiring with direct mounting to junction box.
- Long life phosphor bronze contacts for trouble-free installations.
- Small shallow base leaves ample wiring space in Junction Box.
- Terminals clearly marked A.N. & E.

Cat. No.	Type	Carton Content
426	junction box mountg.	12

#### Surface Mounting Type


- Long life contacts.
- Location lug ensures easy reassembly.
- Captive cover screw.
- Terminals clearly marked A.N. & E.

Cat. No.	Type	Carton Content
412	surface mounting	12
412A	junction box mountg.	12




# SOCKETS & PLUG TOPS

## 250 VOLT, 10 AMP, 2-PIN SOCKETS and PLUG TOPS



Cat. No.	Type	Carton Content
403	Plug Top	12



Cat. No.	Type	Content Carton
402	Socket	12

### PLUG TOP P.V.C. Unbreakable (for details see page 33)

Cat. No.	Carton Content
492	12

Takes up to 2-core  
40/.0076 flex


492Y 12

Takes twin "figure  
8" 23/.0076 flex.

Standard Colour  
is GREY



492Y



405

### STANDARD PATTERN FLUSH SOCKET

- Mounting brackets cadmium plated.
- Mounting screws supplied.

Cat. No.	Carton Content
405	12



430

### PONY FLUSH SOCKET


Cat. No.	Carton Content
430	6

STANDARD COLOURS ARE: BROWN, WHITE,  
CREAM and GREY.

**GERARD INDUSTRIES LIMITED**  
PARK TERRACE, BOWDEN, SOUTH AUSTRALIA  
Manufacturers of CLIPSAL Electrical Accessories.  
CABLES & TELEGRAMS  
CLIPSAL, ADELAIDE. TELEPHONE:  
46 1631 (5 lines)




### 250 V. 10 AMP. 3-PIN UNBREAKABLE P.V.C. PLASTIC PLUG TOPS



- Manufactured from unbreakable P.V.C. Plastic—impervious to oil, petrol and other solvents, etc.
- Interior of hard high-density Polythene with superior electrical properties. Will not crack.
- Flexible cores are isolated by insulating barriers.
- Efficient cord grip operates automatically when plug is assembled.
- Terminal Screws are backed off, and rivetted in, for speedy wiring.
- Unique guide prevents wire from turning when large-head terminal screw is tightened.
- Pins identified for easy, accurate wiring—earthpin is cadmium-plated.
- Pins fixed firmly in position—will not move.
- Available in a range of cover hole sizes to fit various flexibles.

Cat. No.	Type
439	Takes up to 3-core standard 40/.0076 flex.
439D	Takes up to 3-core standard 40/.0076 flex with supplementary cord grip.
439A	Takes up to 3-core standard 23/.0076 flex.
439X	Takes up to 3-core light-duty 23/.0076 flex.
439Z	Takes new, miniature 2 and 3 core cables.
439Y	Takes twin "figure 8" 23/.0076 flex.
418	With round earth-pin — takes up to 3-core 40/.0076 flex.
429D	With 2 round live pins and flat earth pin—takes up to 3 core 40/.0076 flex. Matches standard pattern socket. Cat. No. 413



CARTON CONTENT: 12

Standard Colour is GREY — details of other colours supplied on application.




# PLUG TOPS


Australia's largest and most complete  
250 VOLT 3 PIN RANGE



421




424




417



419



423



401

## 2 SCREWS IN COVER

Modern, small design, looks smart. Wiring is quick and easy, with simple but effective cord-grip. Safety is assured by isolation and clear marking of conductors—earth pin and screw are nickel plated. Cover screws are captive.

### 10 AMP.

Cat. No.	Type	Carton Content
421	for 3-core 40/.0076	12
421R	as above with heavy rubber sheath	
421A	for 3-core 23/.0076	12

### 15 AMP.

Specially designed for use with  
Cat. No. 470 (pp. 28)

Cat. No.	Type	Carton Content
424	for 3-core 70/.0076	12

STANDARD COLOURS ARE: BROWN, WHITE, CREAM and GREY.

## SCREW-ON COVER

Popular, easy to wire and assemble. Design features excellent cord-grip and safety barriers between each conductor.

Cat. No.	Type	Carton Content
417	for 3 core 40/.0076	12
417R	as above, with heavy rubber sheath.	12

STANDARD COLOUR IS BROWN.

## RUBBER MOULDED

Cat. No.	Type	Carton Content
419	2-piece Solid Rubber for 3-core 40/.0076	12

**3-PIN STATIC SUPPRESSOR PLUG TOP** reduces interference to radio caused by irons, fry-pans and other thermostatically-controlled appliances.

Cat. No. 423

CARTON CONTENT: 12

Standard colours are: BROWN, WHITE, CREAM and GREY.

**3-PIN INDICATING PLUG TOP** with new style "jewel" neon indicator, which glows red when the power is on. It is wired as an ordinary plug top, and is ideal for use with appliances that do not indicate when they are switched on.

Cat. No. 401

PACKED IN UNIT CARTON

Standard colour is CREAM

**GERARD INDUSTRIES LIMITED**

PARK TERRACE, BOWDEN, SOUTH AUSTRALIA

Manufacturers of CLIPSAL Electrical Accessories.

CABLES & TELEGRAMS  
CLIPSAL, ADELAIDE.

TELEPHONE:  
46 1631 (5 lines)



# Clipsal

## UNBREAKABLE PLASTIC CORD EXTENSION SOCKET



### 250 Volt 10 Amp. unbreakable 3-pin P.V.C. CORD EXTENSION SOCKET

#### Ideal for both Industrial and Domestic use!


- Designed for joining lengths of flex on appliances used in the home and for portable tools and machines in industry. For use with any Clipsal 3-pin Plug Top. (Cat. No. 439 is recommended.)
- Both interior and cover are made of unbreakable material, impervious to oil, petrol and solvents.
- Small and neat in appearance.
- Flexible cores are isolated by insulating barriers.
- Packed unassembled in clear cellophane envelope.
- All these features make for: QUALITY, VALUE, EASE OF USE.

#### CHECK THESE SAFETY FEATURES:—

- Positive method of attaching cover to body—prevents separation when in use.
- Engraved words (black, red and green) adjacent to terminals ensure correct wiring.
- Tunnel type terminals for ease and speed of wiring.
- Supplementary external cord grip provided for positive and permanent clamping of flexible.



438



437

	Cat. No.	Carton Content
Cord Extension Socket	438	12

Also available complete with Cat. No. 439D 3-pin PVC unbreakable plastic plug top and rubber connecting sleeve as a cord extension set. Ideal for use with portable tools when inadvertent pulling of the flexible tends to remove plug from socket. Packed unassembled in cellophane envelope.


	Cat. No.	Carton Content
Cord Extension Set	437	6
(Cat. Nos. 438 and 439D combined)		

STANDARD COLOUR IS GREY



Designed with the Industrial user in mind. Particularly suitable for those applications involving hard wear, constant use and wherever the possibilities of damage are present.

### 250V 10 AMP 3-PIN FLUSH INLET SOCKET




435

For use with Cat. No. 436 as an Inlet supply socket in electrical equipment and appliances such as Lawnmowers, washing machines, various kitchen equipment. Used in conjunction with airport lighting equipment in many Australian Airports

Take advantage of these "worth more" features:

- Safety Barrier — heavy moulding, separates the earth and live contacts — no shorting
- Non - Spread Barrier — around each terminal screw for easy wiring
- Terminal Screws — of ample length and large head to make installation simple, safe, sure. Screw  $\frac{3}{8}$ " x  $\frac{5}{32}$ " brass




435

- Heavy Black, non-breakable moulding, built for a long life of hard wear

Cat. No.  
435

Carton  
Contents  
6


### 250V 10 AMP 3-PIN APPARATUS CONNECTOR AND CORD EXTENSION SOCKET



436R

For use with Clipsal Cat. No. 435 as an inlet socket and also as a heavy duty cord extension socket with any Clipsal 3 pin plug

- Cord Grip — of heavy metal, cadmium plated and designed to fit all sizes of flexibles
- Phosphor Bronze Contacts — of ample size. Double sided too! Provide firm, even pressure on Plug Top pins.
- Tapered entry for Plug pins — designed for quick coupling.
- Heavy black moulding.




436

Cat. No.	Type	Carton Contents
436	Moulded	6
436R	Rubber Sheath covering moulding	6

Carton  
Contents



# DOMESTIC CORD EXTENSION SOCKETS AND ADAPTERS



434

## 250V 10 AMP 3-PIN CORD EXTENSION SOCKET


Designed for joining lengths of flex such as for floor polishers, vacuum cleaners and similar appliances. Can be used with any Clipsal 3 pin Plug Top.

- Heavy moulded barriers isolate conductors from each other eliminating possibility of danger. It is impossible for the earth conductor to touch an active conductor.

- Non-spread barriers are provided around each terminal screw ensuring that each strand of flexible is clamped
- Extra long ( $\frac{3}{8} \times 5/32$ ) terminal screws simplify installation. Screws have large head with deep screw driver slot and are of brass
- A very efficient cord grip is provided which ensures a permanent all-round grip on the flexible
- Will fit Clipsal Cat. No. 435 Inlet Socket.


Cat. No.  
434

Carton  
Content  
12



STANDARD COLOURS ARE BROWN AND CREAM

## 250V 10 AMP DUAL ADAPTERS




460

- Permits the use of two appliances from the one power outlet
- Completely redesigned to fit all Switch Plug Combinations and plug sockets on the Australian market
- Pleasing appearance, easy to use, safe connections
- Both outlets have the same polarity

Cat.  
No.  
460  
460W  
462

Type  
3 Pin  
3 Pin  
2 Pin

Carton  
Content  
12  
12  
12



462

STANDARD COLOURS ARE BROWN, WHITE, CREAM AND GREY

**GERARD INDUSTRIES LIMITED**

PARK TERRACE, BOWDEN, SOUTH AUSTRALIA


Manufacturers of CLIPSAL Electrical Accessories.

CABLES & TELEGRAMS  
CLIPSAL, ADELAIDE.

TELEPHONE:  
46 1631 (5 lines)



## "LIGHTING" SOCKETS AND PLUG TOPS



422

**PLUG TOP — 2 screws in cover**

Cat. No.  
422

Carton Content  
12



418D

**P.V.C. PLUG TOP**

FOR DETAILS SEE PAGE 33

Cat. No.

Carton Content

418

12

418D with cord grip 12

STANDARD COLOUR IS GREY



467

**P.V.C. Cord Extension Socket**

FOR DETAILS SEE PAGE 35

Cat. No.


Carton Content

467

12


STANDARD COLOUR IS GREY

**250 VOLT, 10 AMP with round earth pin — designed particularly for use where two meter tariffs are in force or where non-standard accessories are required.**



414


- Earth pins of  $\frac{3}{16}$ " round solid brass.
- Features are exactly the same as for their equivalents mentioned in other pages.



411

Cat. No.	Type	Carton Content
411	Surface Pattern	12
414	Standard Pattern Flush	12
451	A.C./D.C. Combination Switch and Socket. Plate $4\frac{1}{4}$ " x $2\frac{5}{8}$ "	6
457	A.C. Only Combination Switch and Socket. Plate $4\frac{1}{4}$ " x $2\frac{5}{8}$ "	6
458	A.C. Only Combination Switch and Socket. Plate $4\frac{1}{4}$ " x $2\frac{1}{4}$ "	6

STANDARD  
COLOURS ARE:  
BROWN, WHITE,  
CREAM and  
GREY




457




# SOCKETS & PLUG TOPS (LOW VOLTAGE)


**110 VOLT, 10 AMP.**



427



428



429

**Featuring 3/16" diam. round live pins and flat earth pin**

## FLUSH SOCKET (Standard Pattern)

Supplied complete with mounting screws.

Cat. No.	Carton Content
413	12

STANDARD COLOURS ARE BROWN, WHITE, CREAM AND GREY.

## SURFACE SOCKET

Cat. No.	Carton Content
427	12

STANDARD COLOURS ARE BROWN AND CREAM

## CORD EXTENSION SOCKET

P.V.C. unbreakable plastic (for details see pp. 35)

Cat. No.	Type	Carton Content
428	Takes up to 3-core standard 40/.0076 flex	12

STANDARD COLOUR IS GREY

## PLUG TOPS

P.V.C. unbreakable plastic (for details see pp. 33)

Cat. No.	Type	Carton Content
429	Takes up to 3-core Standard 40/.0076 flex	12
429D	As above with supplementary cord grip	12

STANDARD COLOUR IS GREY

**32 VOLT, 15 AMP.**



495



496

## 2 flat pin "T" type PLUG TOPS

P.V.C. unbreakable plastic (for details see pp. 33)

Cat. No.	Type	Carton Content
495	Takes up to 2-core standard 70/.0076 flex.	12
495D	As above, with supplementary cord grip	12

STANDARD COLOUR IS GREY

## SURFACE SOCKET

Cat. No.	Carton Content
496	12

STANDARD COLOURS ARE BROWN AND CREAM

**GERARD INDUSTRIES LIMITED**

PARK TERRACE, BOWDEN, SOUTH AUSTRALIA

Manufacturers of CLIPSAL Electrical Accessories.


CABLES & TELEGRAMS  
CLIPSAL, ADELAIDE.

TELEPHONE:  
46 1631 (5 lines)




### 250 VOLT, 10/15 AMP 2, 3 and 4 PLATE

#### All models optional with LOOPING TERMINAL



684



STANDARD COLOURS ARE:  
BROWN, WHITE and CREAM

- Dual 10/15-amp rating reduces stock holding.
- Large diameter base ( $2\frac{3}{8}$ " ) fits all screwed junction boxes. Mounting centres give  $1\frac{3}{4}$ " -  $2\frac{1}{16}$ " adjustment.
- Elongated mounting holes take No. 10 wood or 3-16" metal thread screws.
- Ample wiring room provided both inside cover and under base. Wood mounting block not required.
- Famous Clipsal cord grip retained—just connect wires to terminals, then loop under cord grip. Allows direct suspension of light fittings.
- Large bore terminals are "press-fit" in contact plates — prevents loosening, heating or burning out.
- Brass terminal screws are held captive to prevent falling out and "backed off" ready for wiring.
- Multi-start thread allows cover to be engaged and spun on with one movement.
- One terminal marked "E" for earth connections.
- All metal components of solid brass.

Cat. No.	Type	Carton Contents
682	10/15 amp., 2-plate	12
683	10/15 amp., 3-plate	12
684	10/15 amp., 4-plate	12


ADD /3 to Cat. No. for looping terminal.



# CEILING ROSES

- Available in two types, Standard (Shallow base) or Deep base. Depth of cavities under base is:—  
Standard type,  $\frac{3}{8}$ "; Deep base type,  $\frac{9}{16}$ ". The diameter of both products is  $2\frac{3}{16}$ ". Height of standard type is  $1\frac{1}{8}$ " —deep base type  $1\frac{5}{16}$ ".
- Deep base type suitable for use without mounting block.
- Standard type, ideally suited for attachment to fluorescent light fittings because of its neat appearance and small overall height.
- Spin-on Cover with clean threads allows quick and easy assembly.
- Non-Spread Barrier (around each terminal screw) makes wiring easier, and eliminates shorting possibilities.
- Terminal Screws (of ample length and large head) make installations simple, sure and safe.
- Simple Cord Grip—all you do is attach flex to terminals, and loop under unique cord grip—no fiddling with short flex ends.
- Clean, attractive appearance.
- Provision for suspension of light fittings.


**250 VOLT 10 and 15 AMP.  
2 SMALLER DESIGNS!  
DEEP BASE eliminates need  
for mounting block!  
STANDARD BASE ideal for  
use in fluorescent lighting  
installations!**



356

## STANDARD BASE

Cat. No.	Type	Cat. No.	Type
356	10-amp., 2-plate	357	10-amp., 3-plate
357/3	10-amp., 3-plate, with looping terminal.		



383

## DEEP BASE

Cat. No.	Type	Cat. No.	Type
383	10-amp., 2-plate	384	10-amp., 3-plate
384/3	10-amp., 3-plate, with looping terminal.	384A	15-amp., 3-plate

CARTON CONTENT: 12

**GERARD INDUSTRIES LIMITED**  
PARK TERRACE, BOWDEN, SOUTH AUSTRALIA  
Manufacturers of CLIPSAL Electrical Accessories.  
CABLES & TELEGRAMS  
CLIPSAL, ADELAIDE. TELEPHONE:  
46 1631 (5 lines)




## JOINT BOXES, NEUTRAL AND METER LINKS



561


- In this box the terminal screws are grub screws
- Has three knockouts  $13/16'' \times 7/16''$  and one knockout  $1\frac{1}{8}'' \times 7/16''$
- Entry made through cover for easy wiring

### 250V 30 AMP 6-TERMINAL MOULDED JOINT BOX



- Ample terminals accommodate twin 7/.029 cables or a larger number of smaller cables


Cat. No.	Colour	Diameter	Height	Carton Content
561	Brown	$2\frac{3}{4}''$	$1''$	24



### 250V 30 AMP 5-TERMINAL MOULDED JOINT BOX

- Each terminal has two separate clamping screws connected by a common plate
- Designed to separate the clamping of internal and external conductors in electrical appliances such as refrigerators
- Adequate knockouts to facilitate back and front wiring


557



Cat. No.	Colour	Dimensions	Carton Content
557	Brown	$3\frac{1}{4}L \times 2.3/16W \times 1.9/16H$	12



- Cover screw held by circlip to prevent loss
- Large terminals with  $13/64''$  dia. wire hole which will take up to 5 strands of  $1/.064$  cable
- Has two knockouts for back entry and four knockouts for side entry
- Knockouts take up to one twin  $7/.029$  TRS Cable
- Long, deep slot cheese-head terminal screws



# JOINT BOXES, NEUTRAL AND METER LINKS

## 250V 30 AMP 4-TERMINAL JOINT BOX

560



Cat. No.  
560

Diameter 2 $\frac{5}{8}''$  Height 7 $\frac{1}{8}''$



Carton Content  
12

STANDARD COLOURS ARE: BROWN, WHITE AND CREAM



558

## 250V 30 AMP 2-TERMINAL MOULDED JOINT BOX



- Designed for use with TRS and similar Cables
- Large terminals with  $13/64''$  dia. wire hole which will take up to 5 strands of  $1/.064$  cable
- Terminals firmly moulded into base
- Cover screw held by circlip to prevent loss
- Ample knockouts in cover and base
- Long, deep-slotted cheese-head terminal screws
- No crossing of conductors, therefore no taping necessary

Cat. No  
558

Dimensions  
2 $\frac{3}{4}''$ L x 1 $\frac{5}{8}''$ W x 1.5/16''H

Carton Content  
12

STANDARD COLOURS ARE: BROWN, WHITE AND CREAM

### GERARD INDUSTRIES LIMITED

PARK TERRACE, BOWDEN, SOUTH AUSTRALIA


Manufacturers of CLIPSAL Electrical Accessories.

CABLES & TELEGRAMS  
CLIPSAL, ADELAIDE.


TELEPHONE:  
46 1631 (5 lines)



250V. 55 AMP.



570



572



1003

### 6, 8 and 10 HOLE TYPE


- Terminal bar mounted on moulded base incorporating two mounting screw holes.
- In all models the main Neutral and Earth wire holes take 7/.064 cable and have double clamping screws—remaining holes take 7/.044 cable.
- Cover off-centred to allow maximum space for cables.
- Screw insulated front terminal bar.
- Solid brass terminal block.
- Provision for sealing.
- Suitable for either back or front wiring.
- Dimensions:  $3\frac{3}{16}$ " L x  $2\frac{1}{8}$ " W x  $1\frac{1}{4}$ " H.

### COMPLETE WITH COVER

Cat. No.	Holes	Carton Content
570	6	12
571	8	12
572	10	12

### LESS COVER

Cat. No.	Holes	Carton Content
570A	6	12
571A	8	12
572A	10	12



572A

### 3 HOLE TYPE

- Double clamping screws in each conductor.
- Provision for sealing.
- Dimensions:  $2\frac{1}{4}$ " L x  $1\frac{3}{16}$ " W x  $1\frac{1}{4}$ " H.
- Front wiring.

Cat. No.	Content Carton
1003	12


STANDARD COLOUR IS BLACK




# JOINT BOXES

## 415 VOLT, 30 AMP. UNBREAKABLE PLASTIC MOULDED JOINT BOXES


555



555/3



555/5



- Both base and cover moulded from unbreakable plastics.
- Up to 5 in-line-across terminals accommodate 7-1/.064 conductors.
- Solid brass 2BA (3/16") dia. terminal screws have deep machined slots and rounded ends.
- Centre terminal marked (E) fully complies with rule 524D of S.A.A. Wiring Rules (1961 edition).
- Ample K.O.'s in base and cover.
- Base mounting centres suit screwed junction box.
- Patent "snap-on" cover ensures quick, convenient wiring. No cover screws to strip or be lost. Elimination of cover screw boss means more room for wiring. Cover fits any way. Can be removed with screw-driver blade under corners.
- 2 3/4" square pattern looks smart in all installations.
- K.O.'s can be easily made with knife or side cutters to any width. Simply make two cuts and bend section to suit. No need to completely remove K.O. Soft plastic cannot damage insulation.
- Available also without terminals (similar to conduit junction boxes). Loose connectors of any type may be used.

Cat. No.	Type	Carton Content
555	Without terminals	12
555/3	3 terminals inc. earth	12
555/5	5 terminals inc. earth	12

STANDARD COLOUR IS GREY.

**GERARD INDUSTRIES LIMITED**

PARK TERRACE, BOWDEN, SOUTH AUSTRALIA

Manufacturers of CLIPSAL Electrical Accessories.

CABLES & TELEGRAMS  
CLIPSAL, ADELAIDE.

TELEPHONE:  
46 1631 (5 lines)



## Mains Connection Boxes

- Porcelain interiors specified by many supply authorities, particularly when installed in areas near the coast
- All boxes completely waterproof
- Large brass terminal block with two screws for each conductor
- Cover screw and nut is also of brass, and provision for sealing is provided
- Cover can be removed without lifting, facilitating installation close to eaves.

### 250V. 35 AMP.

Cat. No.	Number of Terminals	Entry Sizes	Carton Content
645	2 TERM	$\frac{5}{8}$ " - $\frac{3}{4}$ "	12

Terminals accommodate 7/.064 cable

### 250-415V. 45 AMP.

Cat. No.	Number of Terminals	Entry Sizes	Carton Content
668	3 TERM	1"	12
669	4 TERM	1"	12
669A	4 TERM	$\frac{3}{4}$ " - 1"	12

Terminals accommodate 7/.064 cable

### 250V. 55 AMP.

Cat. No.	Number of Terminals	Entry Sizes	Carton Content
645A	2 TERM	$\frac{3}{4}$ " - 1"	12

Terminals accommodate 7/.064 cable

### 250-415V. 65 AMP.


Cat. No.	Number of Terminals	Entry Sizes	Carton Content
647	2 TERM	$\frac{3}{4}$ "	12
648	2 TERM	1"	12
663	3 TERM	$\frac{3}{4}$ "	12
664	3 TERM	1"	12
650	3 TERM	1 $\frac{1}{4}$ "	12
665	4 TERM	1"	12
666	4 TERM	1 $\frac{1}{4}$ "	12

All terminals accommodate up to 19/.044 V.I.R. or similar cable, or up to 7/.064 Neutral Screen Cable.


### NEUTRAL SCREEN COVERS

for use with 65-amp. Boxes


Cat. No.	Number of Terminals	Carton Content
649	2 TERM	12
667	3, 4 TERM	12



645




669



647



649



665

STANDARD COLOUR IS BLACK





# FUSE BOXES

- Solid brass cadmium-plated neutral block designed with pressure plates to clamp aluminium (and copper) cables to 7/.064.
- Entry holes suit 1" screwed conduit, neutral screened cables, as well as separate Active and Neutral conductors.
- Each box supplied with one tube ending bush and one single-hole flat bush.

## 250 VOLT 45 AMP.


Cat. No. Type  
655X 7 $\frac{7}{8}$ "L x 2 $\frac{5}{8}$ "W x 3 $\frac{5}{8}$ "H  
with L45 fuse  
L45—Fuse, Complete  
LC45—Fuse Carrier Only  
LB45—Fuse Base Only

## 415 VOLT, 45 AMP.

Cat. No. Type  
655Y 7 $\frac{7}{8}$ "L x 2 $\frac{5}{8}$ "W x 3 $\frac{5}{8}$ "H  
with M45 fuse.  
M45—Fuse, Complete  
MC45—Fuse Carrier only  
MB45—Fuse base only


### Supplied without Fuse

Cat. No. Type  
639 7 $\frac{1}{4}$ "L x 2 $\frac{1}{4}$ "W x 3 $\frac{3}{8}$ "H



640

STANDARD COLOUR IS BLACK



655X

639

Tube Ending Bush  
for 655 Series  
One and Two Hole  
Flat Bushes also available

## 415 VOLT, 15 AMP.

### Supplied less cartridge fuse

- Black weatherproof moulded
- Accommodates cartridge fuse, 2"L x  $\frac{9}{16}$ " diam.
- All brass components
- Provision for sealing
- Captive cover screws


Cat. No. Type  
640 2 $\frac{1}{2}$ " diam. (approx.) x 4"H.

**GERARD INDUSTRIES LIMITED**  
PARK TERRACE, BOWDEN, SOUTH AUSTRALIA  
Manufacturers of CLIPSAL Electrical Accessories.  
CABLES & TELEGRAMS TELEPHONE:  
CLIPSAL, ADELAIDE. 46 1631 (5 lines)




# Clipsal

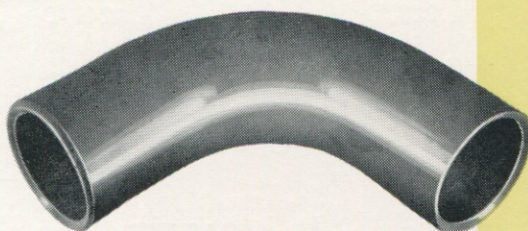
## RIGID P.V.C. CONDUIT & CONDUIT FITTINGS



242



244/1S



245/5/8



246

### SOLVENT CEMENT

Type  
1/2 pint can  
with pourer

Cat. No.  
240A

## HIGH-IMPACT RIGID P.V.C. CONDUIT AND CONDUIT FITTINGS—A COMPLETE RANGE IN BOTH PLAIN AND SCREWED

(ADD 5 TO CAT. No. for SCREWED FITTINGS)

### CONDUIT—HIGH-IMPACT

**CLASS "A":** 5/8" - 2" ROUND. Plain, in 12' 6" lengths. GREY.  
5/8" & 3/4" OVAL. Plain in 10' lengths. GREY.

**CLASS "B" HEAVY GAUGE:** 5/8" - 2" ROUND. Plain & Screwed, in 12' 6" lengths. Standard colour: GREY. ORANGE available by special order.

### COUPLINGS

Size	Cat. No.
5/8" - 3/4"	242
1"	242/1
1 1/4"	242/1 1/4
1 1/2"	242/1 1/2
2"	242/2

### INSPECTION TEES

Size	Cat. No.
5/8" - 3/4"	246
1"	246/1
1 1/4"	246/1 1/4
1 1/2"	246/1 1/2
2"	246/2

### SADDLES

Size	Cat. No.
5/8"	261/5/8
3/4"	261/3/4
1"	261/1
1 1/4"	261/1 1/4
1 1/2"	261/1 1/2
2"	261/2

### INSPECTION ELBOWS

Size	Cat. No.
5/8" - 3/4"	244
1"	244/1
1 1/4"	244/1 1/4
1 1/2"	244/1 1/2
2"	244/2

### SOLID ELBOWS

Size	Cat. No.
5/8"	245/5/8
3/4"	245/3/4
1"	245/1
1 1/4"	245/1 1/4
1 1/2"	245/1 1/2
2"	245/2

### CLIPS

Size	Cat. No.
5/8"	262/5/8
3/4"	262/3/4
1"	262/1
1 1/4"	262/1 1/4
1 1/2"	262/1 1/2
2"	262/2

### SOLID BENDS

Size	Cat. No.
5/8"	247/5/8
3/4"	247/3/4
1"	247/1
1 1/4"	247/1 1/4
1 1/2"	247/1 1/2
2"	247/2

### REDUCERS


Size	Cat. No.
3/4" - 5/8"	264/1
1" - 3/4"	264/2
1 1/4" - 1"	264/3
1 1/2" - 1 1/4"	264/4
2" - 1 1/2"	264/5

STANDARD COLOUR IS GREY




# Rigid P.V.C. Conduit Fittings

(ADD 5 TO CAT. No. for SCREWED FITTINGS)



240/4




257A

## STANDARD PATTERN WALL BOX

Size	Type	Cat. No.
$\frac{5}{8}$ " - $\frac{3}{4}$ "	side and top entries	257A

## ADAPTABLE BOXES

Size	Cat. No.	Size	Cat. No.
3" x 3" x 1 $\frac{3}{4}$ "	265/1	6" x 3" x 2"	265/4
4" x 4" x 2 $\frac{1}{4}$ "	265/2	6" x 3" x 3"	265/5
4" x 4" x 3"	265/3	6" x 3" x 3"	
4" x 4" x 3"		Watertight	265/5W
Watertight	265/3W	6" x 6" x 3"	265/6



241/3D

## JUNCTION BOXES

Complete with Lids and Screws

### STANDARD BOX

Type	Cat. No.	Type	Cat. No.
$\frac{5}{8}$ " - $\frac{3}{4}$ "	240	1 $\frac{1}{2}$ "	253
1"	241	2"	254
1 $\frac{1}{4}$ "	252		

### DEEP BOX

Type	Cat. No.	Type	Cat. No.
$\frac{5}{8}$ " - $\frac{3}{4}$ "	240/D	1"	241/D

To indicate NUMBER OF WAYS, add the following to the Cat. No.: /1 for 1-way; /2 for 2-way through; /2A for 2-way angle; /3 for 3-way; /4 for 4-way.

### LIDS ONLY

Cat. No.
240L

### GASKETS

Type	Cat. No.
Rubber Sealing	240LG

### SPARE SCREWS (Nickel-plated brass)

Type	Cat. No.
$\frac{3}{8}$ " x $\frac{3}{16}$ " whit.	248/ $\frac{3}{8}$
1" x $\frac{3}{16}$ " whit.	248/1
2" x $\frac{3}{16}$ " whit.	248/2
$\frac{3}{8}$ " x 2BA	BA/248/ $\frac{3}{8}$
1" x 2BA	BA/248/1
2" x 2BA	BA/248/2

### SCREWED NIPPLES

Type	Cat. No.
$\frac{5}{8}$ " - 2"	243
Add/Size to Cat. No.	

### SCREWED LOCK RINGS

Type	Cat. No.
$\frac{5}{8}$ " - 2"	260
Add/Size to Cat. No.	

### BENDING SPRINGS

Type	Cat. No.
$\frac{5}{8}$ "-2" Round sect.	266
$\frac{5}{8}$ "-1" Square sect.	266A
Add/Size to Cat. No.	

### ADAPTORS

(Plain to screwed)

Type	Cat. No.
$\frac{5}{8}$ " - 2"	263
Add/Size to Cat. No.	

## GERARD INDUSTRIES LIMITED

PARK TERRACE, BOWDEN, SOUTH AUSTRALIA

Manufacturers of CLIPSAL Electrical Accessories.

CABLES & TELEGRAMS  
CLIPSAL, ADELAIDE.

TELEPHONE:  
46 1631 (5 lines)



## CONDUIT FITTINGS


### GRIP CONDUIT FITTINGS

All Clipsal Grip Conduit Fittings can be recognised by:

- Bright, large slot, cheese-headed screws, for easy location in dark positions
- Baked Black enamel with clean interiors
- Conduit stops and earthwire holes provided
- Designed to fit both under and over size conduit without loosening of screws
- Very neat appearance, of particular importance for surface wiring

### GRIP TEES

Cat. No.	Size	Carton Content
111	1/2"	36
112	5/8"	36
113	3/4"	24
114	1"	12
127	1 1/4"	6
128	1 1/2"	6
129	2"	3



Cat. No.  
562

Carton  
Content  
72

### EARTH WIRE CONNECTOR

accommodates 5-7/.029" earth wires.

### GRIP ELBOWS



Cat. No.	Size	Carton Content
105	1/2"	72
106	5/8"	72
107	3/4"	48
108	1"	24
124	1 1/4"	24
125	1 1/2"	12
126	2"	6
★110	5/8"	72

★ Reverse Elbow



### GRIP COUPLINGS

Cat. No.	Size	Carton Content
101	1/2"	72
102	5/8"	72
103	3/4"	48
104	1"	36
121	1 1/4"	48
122	1 1/2"	24
123	2"	12



### CONDUIT SADDLES

Made from Heavy Gauge Metal, these fittings are available in either Baked Black Enamelled or Galvanised finish

Cat. No.	Size	Carton Content
170	1/2"	144
171	5/8"	144
172	3/4"	144
173	1"	72
174	1 1/4"	48
175	1 1/2"	48
176	2"	36
177	1 1/8"	—




Add "G" to the catalogue numbers when you require galvanised finish



## FLEXIBLE CONDUIT COUPLING

Designed for connecting plain C.J. conduit to Flexible Conduit, these fittings are Cadmium Plated for long life

Cat. No.	Size	Carton Content
161	$\frac{5}{8}$ "	72
162	$\frac{3}{4}$ "	48



## METAL BUSHES

Remain permanently tight on both under and oversize conduit. The  $\frac{5}{8}$ " size is available with the serrated edge (or star type) Cat. No. 191 or solid type with side indentation for gripping conduit. Cat. No. 191S



192

Cat. No.	Size	Carton Content
190	1"	144
191	$\frac{5}{8}$ "	144
191S		
192	$\frac{1}{2}$ "	144
193	$\frac{3}{4}$ "	48


## EARTH CLIPS

Simple to use and effective, Clipsal Claw type and Adjustable Earth Clips are galvanised after manufacture with screws and nuts being cadmium plated. Will accommodate all sizes of earth wire required by S.A.A. Wiring Rules

### BRASS EARTH CLIP

- Ideal for many applications, this type will fit any size conduit from  $\frac{1}{2}$ " to 1" and  $\frac{1}{2}$ " to  $\frac{3}{4}$ " water pipe
- Manufactured from  $\frac{5}{8}$ " x 22 S.W.G. Brass

Cat. No.	Carton Content
200	144




## EARTH BONDING STRIP

Also of  $\frac{5}{8}$ " x 22 SWG brass this product is designed for use on waterpipe from  $\frac{1}{2}$ " to 2 $\frac{1}{2}$ "

Conduit from  $\frac{1}{2}$ " to 2"  
Down Pipe up to 3"

Cat. No.	Carton Content
201	72 only



202 and 203

### ADJUSTABLE EARTH CLIP


From the two sizes made, five sizes of conduit or waterpipe can be fitted

Cat. No.	Conduit Size	Waterpipe Size	Carton Content
202	$\frac{5}{8}$ "	$\frac{3}{4}$ "	72
203	1"	$\frac{1}{2}$ ", $\frac{3}{4}$ "	48

## CLAW TYPE EARTH CLIP

Effective, without having to solder cable ends

Cat. No.	Conduit Size	Waterpipe Size	Carton Content
205C	$\frac{1}{2}$ "		72
206C	$\frac{3}{8}$ "		72
207C	$\frac{1}{4}$ "		72
208C	1"	$\frac{3}{4}$ "	48
209C	$1\frac{1}{4}$ "	1"	48
210C	$1\frac{1}{2}$ "	$1\frac{1}{4}$ "	36
211C	2"	$1\frac{1}{2}$ "	36
212C		$\frac{1}{2}$ "	72



## GERARD INDUSTRIES LIMITED

PARK TERRACE, BOWDEN, SOUTH AUSTRALIA

Manufacturers of CLIPSAL Electrical Accessories.

CABLES & TELEGRAMS  
CLIPSAL, ADELAIDE.

TELEPHONE:  
46 1631 (5 lines)





**All Clipsal Conduit fittings are easily recognised by their:— Neat appearance • Designed features to assist the electrical contractor • Long Life**

### GRIP JUNCTION BOXES

Acknowledged as the most popular Box in Australia  
Make sure you always obtain the Box with:—

- Patent hinged lid—will not spring open
- Earth wire holes both sides
- Large slot, bright cheese-head screws. Ends of screws star riveted to prevent their falling out in transit
- Baked black enamelled, with clean interior
- Securely riveted nipples which fit over and undersized conduit

Cat. No.	Conduit Size	No. of Ways	Carton Content
140	5/8"	1	12
141	1"	2 thru	12
142	1 1/8"	2 angle	12
143	1 1/4"	3	12
144	1 1/2"	4	12
145	2"	1	12
146	2 1/4"	2 thru	12
147	2 1/2"	2 angle	12
148	3"	3	12
149	3 1/2"	4	12



### A.D.A. STANDARD PATTERN WALL BOXES AND SPACERS

Designed with the needs of the electrical contractor in mind.

- Accommodate any standard Pattern switch, plug, or switch plug combination
- Round and oval knock-outs
- Screwdriver slots in all knock-outs for easy removal
- Baked black enamel
- Available in either plain or grip entry

- A.D.A. Box Plain Entry
- A.D.A. Spacer Plain Entry

Content  
Carton

12

12



## GRIP WALL BOXES AND SPACERS



153

## CONDUIT FITTINGS

- Grip entry has  $\frac{5}{8}$ " grip nipple which can be located at either end or side and is provided for use where earthing continuity to include the wall box is required

Cat. No.	Type	Carton Content
152	End Entry	12
153	Side Entry	12
154	Spacer	12

## GRIP REDUCERS

For joining conduits of different sizes, Clipsal Grip Reducers feature:—

- Conduit stops
- Large slot bright cheese-head screws
- Cadmium plated for earthing continuity

Available in six sizes

Cat. No.	Size	Carton Content
115	$\frac{3}{8}$ " — $\frac{1}{2}$ "	48
116	$\frac{1}{2}$ " — $\frac{3}{4}$ "	48
118	1" — $\frac{3}{4}$ "	36
119	$1\frac{1}{4}$ " — 1"	36
120	$1\frac{1}{2}$ " — $1\frac{1}{4}$ "	12
120A	2" — $1\frac{1}{2}$ "	12



When you buy Clipsal Cable Lugs you get:—

- Solid drawn copper tube
- Soldering is made easier as they are hot dip tinned which ensures that the plating reaches the inaccessible corners inside the lug which if left unplated will develop hot spots and molten solder does not leak from bottom of lug
- Flat backs for maximum contact area

## CABLE LUGS

Cat. No.	Amps.	Overall Dia. of Barrel	Inside Dia. of Barrel	Takes Bolt Size	Max. Cable	Carton Content
270	15	1/4"	3/16"	3/16"	37/.083	288
271	30	5/16"	1/4"	1/4"	7/.044	144
272	60	7/16"	3/8"	5/16"	7/.064	72
273	100	1/2"	13/32"	3/8"	19/.064	48
274	150	3/4"	5/8"	1/2"	19/.083	12
275	200	7/8"	3/4"	5/8"	37/.064	12
276	300	1"	13/16"	5/8"	37/.103	12

## NON SOLDERING CABLE LUGS

Made of Brass, this lug is particularly useful for connecting earth wire to metal frames

Cat. No.	Amps.	Overall Dia.	Takes Bolt Size	Carton Content
260	50	$\frac{3}{4}$ "	5/16"	144

## GERARD INDUSTRIES LIMITED

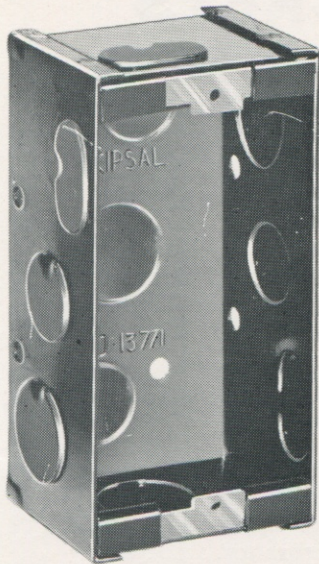
PARK TERRACE, BOWDEN, SOUTH AUSTRALIA

Manufacturers of CLIPSAL Electrical Accessories.


CABLES & TELEGRAMS  
CLIPSAL, ADELAIDE.

TELEPHONE:  
46 1631 (5 lines)





157/1



157/3

- Robust construction.
- Ample Knock-outs for both  $\frac{5}{8}$ " and  $\frac{3}{4}$ " conduit.
- Clean, accurate threads.



157/2



158

### STANDARD PATTERN

Cat. No.

Type

157

WIDE TYPE 1-gang with cadmium-plated sliding nut for square mounting of accessories.

157/1

1-gang with cadmium-plated sliding nut for square mounting of accessories.

157/1 Galv.

Galvanised type (as above).

157/2

2-gang—solid 1-piece construction—ideal for poured concrete installations.

157/3

3-gang—solid 1-piece construction—ideal for poured concrete installations.

### MINIATURE (for Architrave Switches)

Cat. No.


Type

158


1-gang, cadmium-plated—with sliding nut for square mounting of accessories.

CARTON CONTENTS: 12





156/1



151



155

## MOUNTING BRACKETS

**for Miniature Switches,  
Standard Pattern  
Switches, Switchplugs and  
Architrave Switchplugs**

Cat. Nos. 155, 156/1 and 156/2 are suitable for mounting to both front and side of stud. Accurate, clean threads are ensured by tapping after painting.

Cat. No.	Type	Content Carton
151	Vertical, for miniature architrave switches.	72
155	Horizontal, for standard pattern accessories.	24
156/1	Vertical, for standard pattern accessories.	24
156/2	Vertical 2-gang for standard pattern accessories.	12
156/1A	Narrow vertical for architrave switchplugs (Cat. Nos. 440, 445 & 469)	24


**GERARD INDUSTRIES LIMITED**  
PARK TERRACE, BOWDEN, SOUTH AUSTRALIA  
Manufacturers of CLIPSAL Electrical Accessories.  
CABLES & TELEGRAMS  
CLIPSAL, ADELAIDE.

TELEPHONE:  
46 1631 (5 lines)





544G  
with 168



547G

### 3", HEAVY-MOULDED WELL GLASS FITTINGS, OPTIONAL WITH GLASS OR REFLECTOR

- No earthing is required.
- Approved for use without heat-resisting cables
- Plastic-moulded base of robust design is non-corrosive.
- Supplied complete with lamp-holder.
- Three alternative entry sizes.
- Available with or without glass.
- Optional spun aluminium reflector increases efficiency and adds to appearance.

Cat. No.

Type

544	$\frac{5}{8}$ " conduit entry.
544G	$\frac{5}{8}$ " conduit entry with glass.
545	$\frac{3}{4}$ " conduit entry.
545G	$\frac{3}{4}$ " conduit entry with glass.
546	$\frac{1}{2}$ " waterpipe entry.
546G	$\frac{1}{2}$ " waterpipe entry with glass.

STANDARD COLOUR IS WALNUT.

### FOR SURFACE MOUNTING

Designed for neat installation under eaves and porches, and in public shower room and toilet installations, the Clipsal surface mounting well glass fitting is available with or without an OPAL well glass. Alternative mounting hole centres provide for direct mounting to Screwed Junction Box or Standard Wall Box if required.

Cat. No.

Type

547	without opal glass.
547G	with opal glass.

STANDARD COLOUR IS GREY

Complete assembly PACKED IN UNIT CARTONS

### ALUMINIUM REFLECTOR


Cat. No.

Type


168	10" Aluminium Reflector.
-----	--------------------------



# Meter & Switchboard Boxes — Meter Boards



230



232

## SOUTH AUSTRALIA ONLY

- All models are suitable for surface and cavity mounting.
- New design hinged "lift-off" door.
- Designed for conduit and sheathed cables.
- Manufactured from corrosion-resistant material.
- Painted inside and out.
- Ample knockouts in top, bottom and back.
- Earthing terminals provided.
- Supplied complete with switchboard panels.
- Attractively priced.

## METER & SWITCHBOARD BOXES

Cat. No.	Size
230	Type "A" Vertical, 36" x 19½" x 10"
231	Type "B" Horizontal, 26" x 27" x 10"


## METER BOX

Cat. No.	Size
232	Type "C" Vertical, 26" x 19½" x 10"

## METER BOARDS — 2 SIZES

- Manufactured from ⅝" plywood
- Drilled in accordance with E.T.S.A. specifications
- Shellac sealed.

Cat. No.	Size	Cat. No.	Size
236	14" x 10"	237	14" x 22"



231

**GERARD INDUSTRIES LIMITED**  
 PARK TERRACE, BOWDEN, SOUTH AUSTRALIA  
 Manufacturers of CLIPSAL Electrical Accessories.  
 CABLES & TELEGRAMS  
 CLIPSAL, ADELAIDE.  
 TELEPHONE:  
 46 1631 (5 lines)